

# To Upload Lesson Videos to the VAT Site:

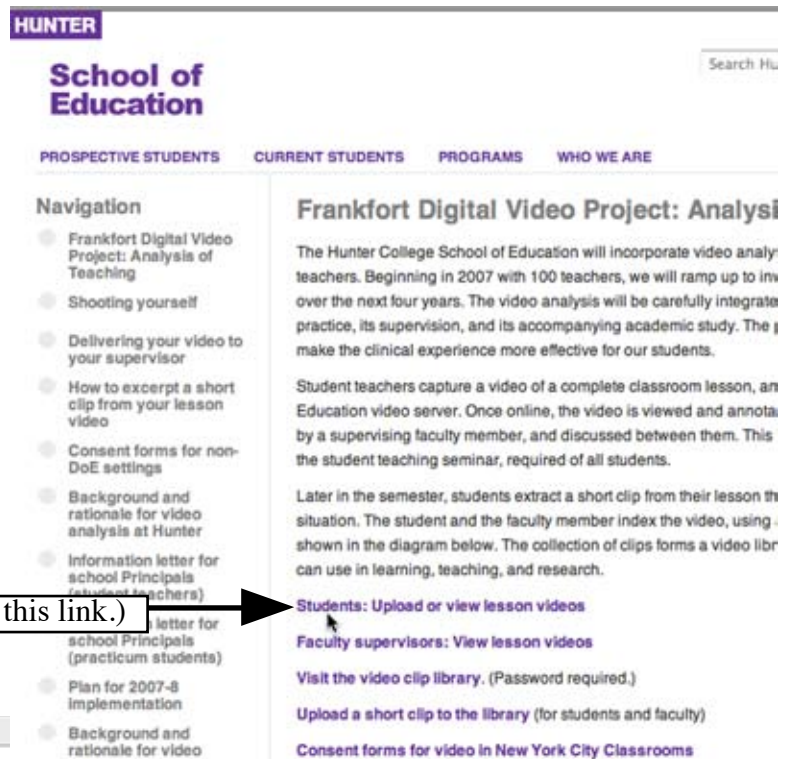
## Getting to the Video Analysis of Teaching Homepage:

Copy and paste the following link into your web browser.

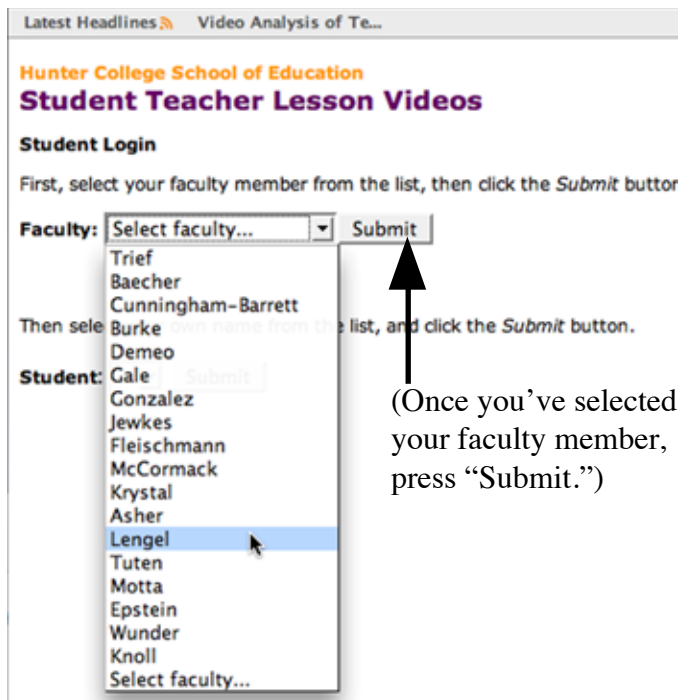
<http://www.hunter.cuny.edu/school-of-education/technology/vat/overview>

You can also access this link by going to [www.hunter.cuny.edu/education](http://www.hunter.cuny.edu/education). Then click on “Current Students.” In the navigation panel on the left, click on “Video Analysis of Teaching”.

The screen to the right is the VAT homepage. In order to upload or view the lesson video that you have already uploaded, choose the first link: “Students: Upload or view lesson videos.”



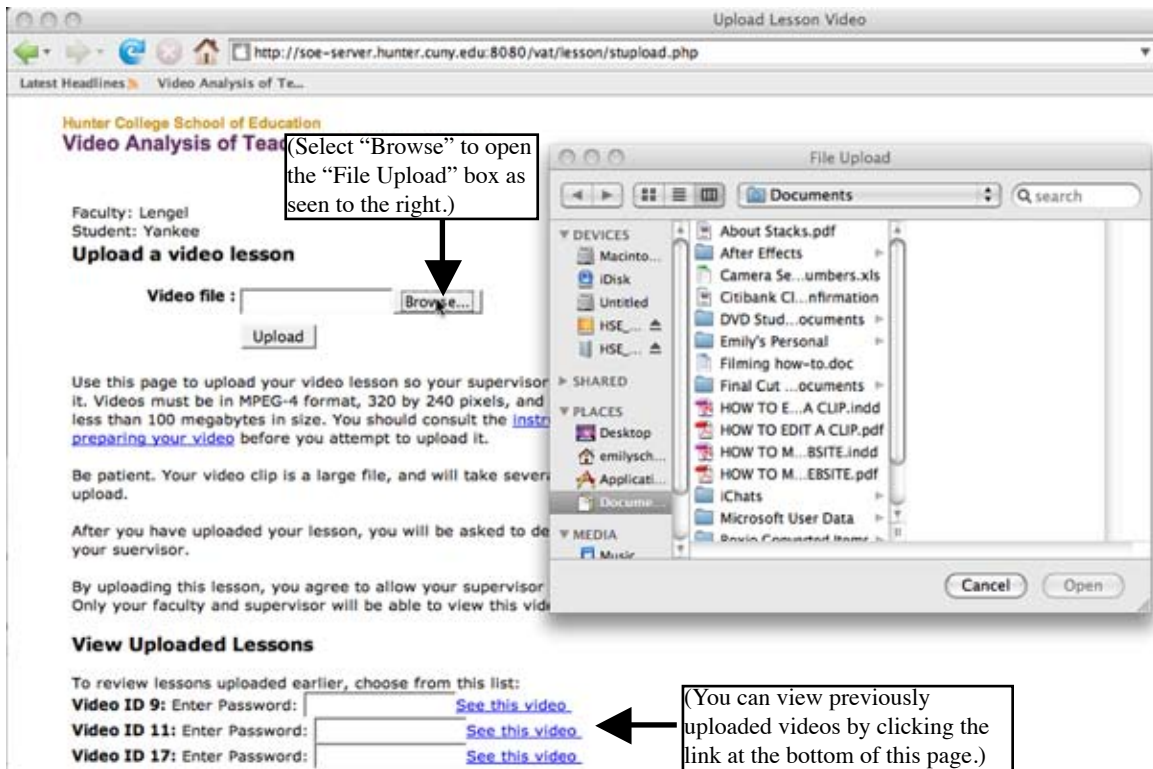
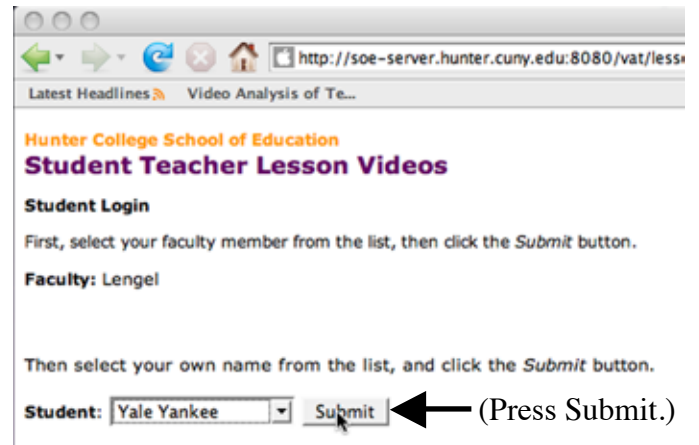
(Choose this link.)



(Once you've selected your faculty member, press "Submit.")

Then you will be directed to the “Student Login” page. Here you will be asked to select your faculty member and press submit.

Then you will need to select your name from the list of students and press “Submit” as shown to the right.



The next page will prompt you to search for the video you wish to upload. This is just like adding an attachment to an e-mail, or uploading photos or videos to sites like facebook or youtube.

Click the “Browse” button to search for your video. This will open a “File Upload” dialogue box where you can select your video.

You will notice at the bottom of the page, there are listings of lesson videos you may have already uploaded. Enter your password in the blank and click on the link to the right of the blank to view previously uploaded lesson videos.

Upload Lesson Video

http://soe-server.hunter.cuny.edu:8080/vat/lesson/stupload.php

Hunter College School of Education  
Video Analysis of Teaching: Lesson Videos

Faculty: Lengel  
Student: Yankee

**Upload a video lesson**

Video file: /Users/emilyschultz Browse... Upload

(Once you've selected your file, press "Upload.")

Use this page to upload your video lesson so your supervisor can view it. Videos must be in MPEG-4 format, 320 by 240 pixels, and less than 100 megabytes in size. You should consult the [instructions for preparing your video](#) before you attempt to upload it.

Be patient. Your video clip is a large file, and will take several minutes to upload.

After you have uploaded your lesson, you will be asked to describe your lesson to your supervisor.

By uploading this lesson, you agree to allow your supervisor to view this video.

File Upload

Desktop

Hunter\_Inv...r\_YOU.doc  
Screenshots  
step3.mov  
step5.mov  
step5.mp4

Name: step5.mp4  
Size: 4.8 MB  
Kind: MPEG-4 Movie  
Created: Today at 6:21 PM  
Modified: Today at 6:21 PM

(Select your ".mp4" video file and click "Open")

Cancel Open

Be sure that the lesson video you wish to upload is a ".mp4" file format as opposed to a ".mov" file. If you need to convert your ".mov" file to a ".mp4" file, send an email to emily.schultz@hunter.cuny.edu or rturn@hunter.cuny.edu and we can send you a tutorial covering that topic.

Select your ".mp4" video file and click "Open." Then click "Upload." This will take several minutes as this is a large file. Be patient, when your video has been uploaded, you will be redirected to a screen such as the one you see below.

At this point, simply fill out the areas in red and then click "Save this video."

You're done!

Lesson Description

http://soe-server.hunter.cuny.edu:8080/vat/lesson/stdescribe.php

Hunter College School of Education  
Video Analysis of Teaching: Lesson Upload

**Describe Lesson # 264.**

Items in red must be completed.

Date: March 25, 2008

Name: Yankee

Faculty: Lengel

Password: Enter a password for your video.  
Remember this password. You will need it to see this video.

(You may enter a password to protect your video here.)

Hunter College School of Education  
Video Analysis of Teaching Project (V.A.T.)

Hunter College School of Education 2007

**Student's Reflection**  
Describe this lesson for your supervisor in two or three sentences.

(You may enter an explanation for your video here.)

Save this video

**Supervisor's Comments**  
Comments from supervisor.